

LSC0507DEM

ELECTRIC SCISSOR LIFT

Compliance with CE standard



Security and Intelligence

- Intelligent control system.real-time monitoring of equipment status;
- High quality sensors for weight and tilt to ensure personnel safety;
- Intelligent/Flexible charging system to extend battery service life.

Easy to Control

- Drivable at full height to improve working efficiency;
- The proportionate ascent and descent functionality smoothly;
- Forklift pocket. easy to load , unload and transport.Side pocket on larger machines ;

Maintenance Friendly

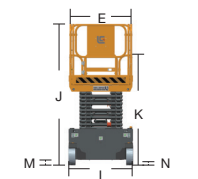
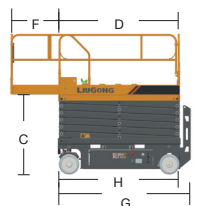
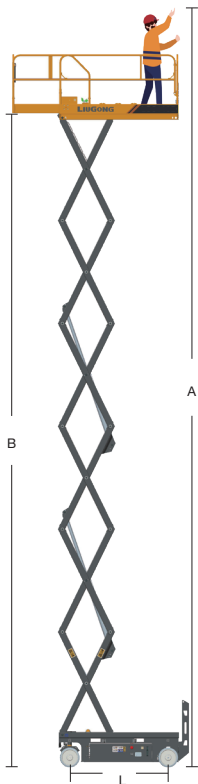
- Self-lubricating pins;
- Swing-out tray on both sides for easy maintenance;
- Clear indication to facilitate troubleshooting.

Standard Features

- Standard longitudinal forklift sprocket hole
- Side anti-collision function
- Extension platform
- Active pothole protection
- All motion alarm
- Emergency lowering system
- Safety descend stop as per EN280
- Charging protection system
- Emergency stop button
- Proportionate control
- Acoustic-optical warning
- Drivable at full height
- Folding guardrails
- Tilt and weight protective system



LSC0507DEM >>>



Specifications

| Item | Unit | LSC0507DEM |
|-----------------------------------------|------|-------------|
| Size | | |
| A - Max.Work Height | m | 6.5 |
| B - Max.Platform Height | m | 4.5 |
| C - Min.Platform Height | m | 0.94 |
| D - Platform Length | m | 1.3 |
| E - Platform Width | m | 0.72 |
| F - Max.Platform Extension Length | m | 0.6 |
| G - Overall Length | m | 1.47 |
| H - Overall Length (Without Ladder) | m | 1.32 |
| I - Overall Width | m | 0.76 |
| J - Overall Height (Rails Up) | m | 2 |
| K - Overall Height (Rails Down) | m | 1.64 |
| L - Wheelbase | m | 1.07 |
| M - Ground Clearance (Stowed) | mm | 60 |
| N - Ground Clearance (Raised) | mm | 16 |
| Performance | | |
| Rated Load on Working Platform | kg | 240 |
| Safe Working Load on Extended Platform | kg | 110 |
| Platform Occupants Max. (in / out) | / | 2 / 0 |
| Travel Speed (Stowed) | km/h | 4 |
| Travel Speed (Raised) | km/h | 0.7 |
| Turning Radius (Inside) | m | 0 |
| Turning Radius (Outside) | m | 1.5 |
| Up/Down Time | s | 23 / 21 |
| Max.Gradeability | / | 25% |
| Max. Working Slope (Lateral / Vertical) | ° | X1.5° / Y3° |
| Tire size | mm | 230 x 80 |
| Power | | |
| Drive Motor | kW | 0.4 |
| Battery | / | 95 Ah |
| Charger | / | 24 V 15 A |
| Weight | | |
| Total Weight | kg | 895 |



Swing-out Tray



Emergency Lowering System



Acousto-optic Warning Lights



Steering System



Extended Platform



Safety Overhaul Bracket



Folding Guardrails



Max.Gradeability 30%