

CTEZED 21.3 JHV

↑ 21 m

→ 10 m

👤👤 300 kg

To achieve maximum performance in different types of applications

Easy of use.
Control.
Technology.



CTEZED 21.3 JHV

21 m working height,
10 m of working outreach



S³ EVO



Stability
at height



Impressive 300 kg
basket capacity



Jib

TECHNICAL DATA

- » Double pantograph + telescopic boom with single extension + jib
- » Sigma boom movement enabled by connecting rods
- » ±320° turret rotation
- » Smooth proportional simultaneous controls with acceleration and deceleration ramps
- » Engine start and stop controls from basket and ground
- » Automatic engine rpm management
- » Anti-slip aluminium deck
- » Basket in aluminium 1400x700x1100 mm
- » 90° + 90° hydraulic basket rotation
- » Automatic hydraulically actuated basket levelling
- » 4 hydraulic outriggers with ground pressure sensors: front variable jacking outriggers and rear straight down stabilizers
- » Variable stepless stabilisation managed by S³ EVO
- » CAN BUS electronic management system
- » Ground control station with wired console available as option
- » Load cell
- » Diagnostic display on board
- » Basket control station equipped with working envelope related info
- » Hydraulic system operated by vehicle's PTO
- » Buzzer indicating PTO engaged
- » Hour meter
- » 230 V AC in the basket
- » EN 280:2015 CE certified
- » Standard boom colours blue (RAL 5017) and white (RAL 9003)



S³ EVO
SMART STABILISATION SYSTEM
EVO 201



watch the video

STRENX
PERFORMANCE STEEL

IPAF

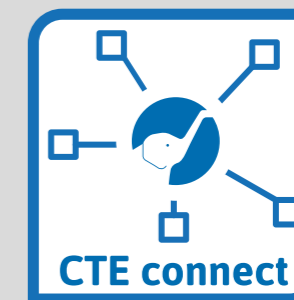
CTEZED 21.3 JHV



300 KG BASKET PAYLOAD



DIAGNOSTIC TOOLS

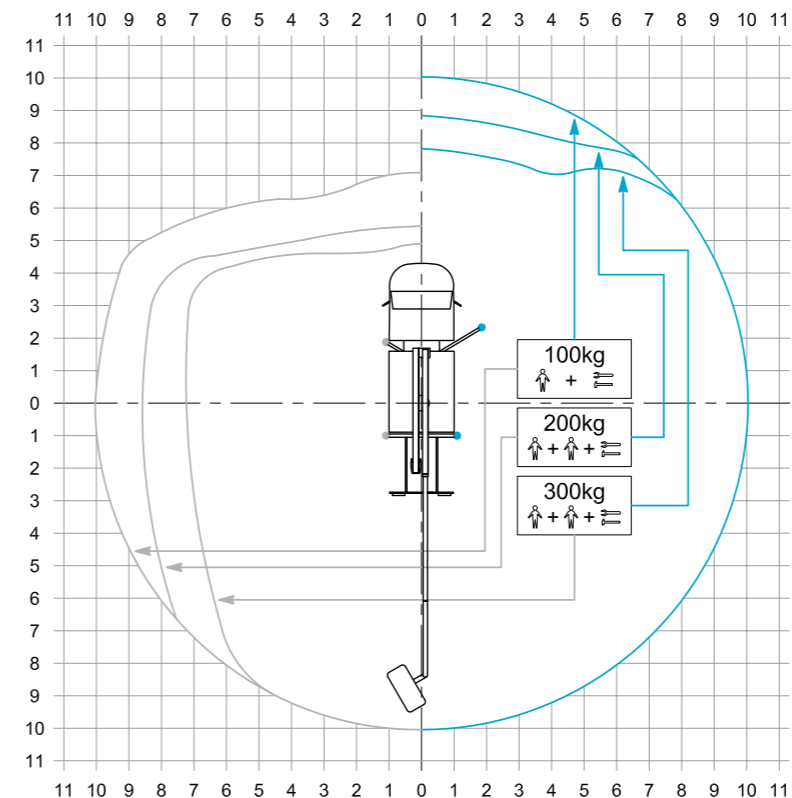


CTE CONNECT COMPATIBLE

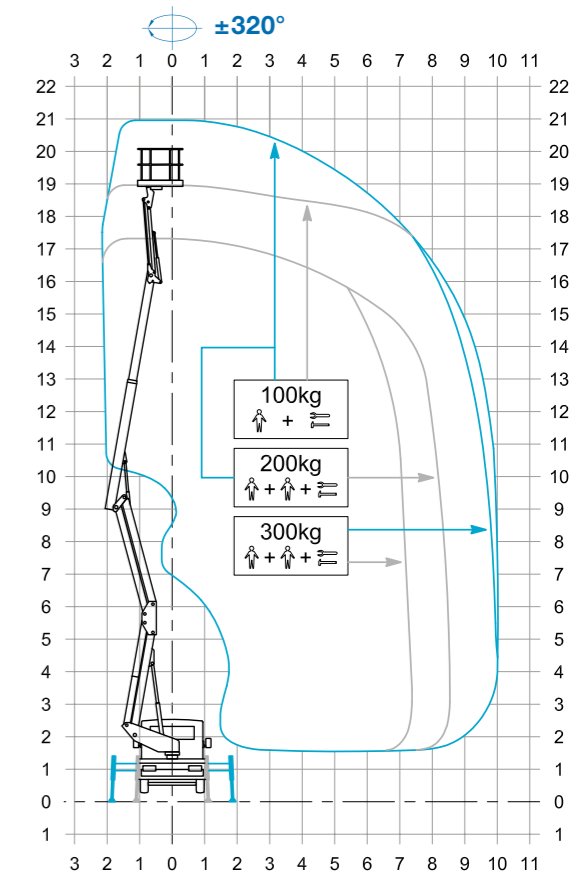


EQUIPPED WITH JIB

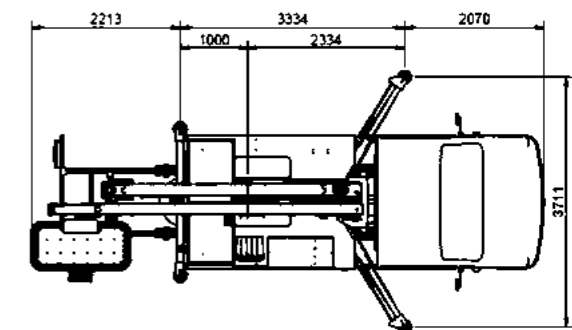

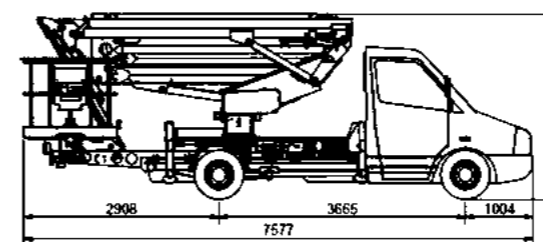
OUTRIGGER FOOTPRINT



WORKING ENVELOPE



DIMENSIONS



21* m 1,4 x 0,7 x 1,1 m

10* m GVW min 3.500 kg

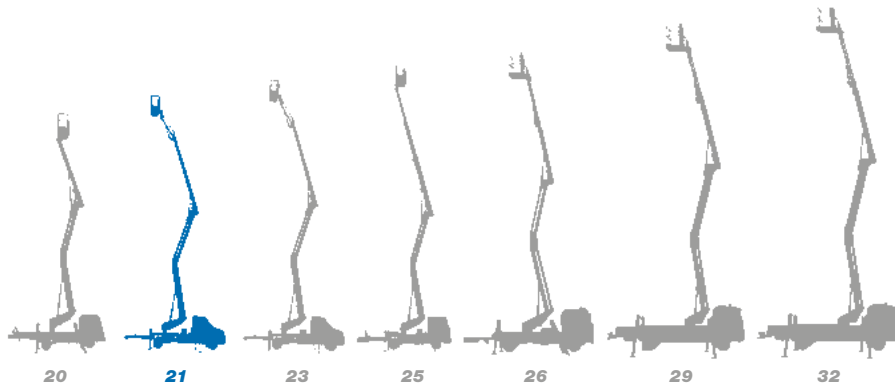
300 kg 19* m

* outreach and height max values and repeatability can change within ± 3% due to manufacturing variation and working condition.

CTEZED 21.3 JHV



Articulated truck-mounted platforms range from 20 m to 32 m



- ★ Most versatile boom configuration
- ★ Most compact machine in its class
- ★ Clean top boom
- ★ Friendly to use intuitive controls
- ★ Easy maintenance
- ★ Excellent boom rigidity during operation



We are CTE, one of the largest
european groups in the field of
lifting people and handling of material.



After sales
assistance



Service
spare parts



Scheduled
maintenance



On-site
assistance



Authorized
workshops

Efficient services, innovative technical solutions, timely assistance, professional advice and training: 'Work Becomes Easy' is all this. A style, a philosophy at the heart of which are our customers, their safety, their quality of life. For this reason there is a group in CTE united by ideas, motivation and passion to simplify the work of companies active in the lifting of people and objects.



CTE s.p.a.
Via Caproni, 7
38068 Rovereto (TN)

Factory
Loc. Terramatta, 5
37010 Rivoli Veronese (VR)

Tel. +39 0464 48.50.50
info@ctelift.com
www.ctelift.com



UNI EN ISO 9001:2008 IT 61659